


INSTRUCTION MANUAL

CAL. Y923 (R23 SERIES)

■ CHARACTERISTICS

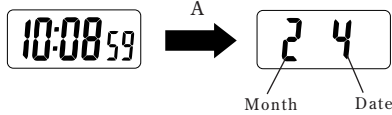
1. **Time/calendar display:** Hour, minutes, seconds, month and date.
2. **Automatic calendar adjustment:** Calendar adjusts automatically for odd and even months except February of leap years.

■ DISPLAY AND BUTTON OPERATION



- Button A :
- In the time display, calendar (month and date) is shown for 1 second when the button is depressed and released. It remains displayed if the button is kept depressed.
 - Setting the digits in the time/calendar setting display.

[Time display] [Calendar display]

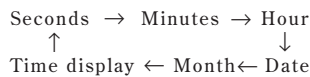


- Button B :
- Activating the time/calendar setting function.
 - Selection of the digits to be adjusted in the time/calendar setting display.

■ HOW TO SET THE TIME/CALENDAR



1. In the time display, depress button "B" to show the time/calendar setting display. The second digits start flashing.
2. Selection of the digits to be adjusted (flashing) is made in the following order by depressing button "B".



3. Depress button "A" to set the flashing digits. One digit is advanced with each depression of the button.
4. After all the adjustments are completed, depress button "B" to return to the time display.

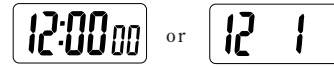
Seconds setting

When the seconds are flashing, depress button "A" in accordance with a time signal. The seconds are reset to "00" and start immediately as the display returns to the time. When the seconds count any number from "30" to "59" and button "A" is depressed, one minute is added and the seconds are reset to "00".

Notes:

1. When setting the hour digits, check that AM/PM is properly set. Flashing "A" (AM) or "P" (PM) is displayed while the hour digits are flashing.
2. If both buttons "A" and "B" are kept depressed in the time/calendar setting display, the display will be reset and the following display will appear.

[Time display] [Calendar display]



■ **LUMIBRITE WATCH**
(dial, hands, buttons, case, bezel,
strap, etc.)



☆ If your watch is a LORUS LUMIBRITE watch, it has following features.

LORUS LUMIBRITE watches absorb and store light energy from natural and artificial light sources and emit light in the dark. They are made of environmentally friendly material, and therefore, are harmless to human beings and the environment.


- With a full charge, LORUS LUMIBRITE watches glow in the dark hours longer than conventional luminous watches of this type. If exposed to a light of more than 500 lux (i.e., the brightness of a typical office) for approximately 10 minutes, or direct sunlight for 2 minutes, they will glow for hours.
- Since LORUS LUMIBRITE watches emit the light they store, the brightness will decrease gradually over time. The length of time they will glow may also differ slightly depending on such factors as the brightness of and distance from the light source used to charge the watch.

■ **BATTERY CHANGE**

The miniature battery SONY CR2016, which powers your watch should last approximately 10 years. However, because it is inserted at the factory, the actual life of the battery once in your possession may be less than 10 years. Be sure to replace the battery to prevent any possible malfunction as soon as it runs down. To replace the battery, we recommend taking the watch to a local watch repair shop.

■ **CARE OF YOUR LORUS WATCH**

• **BATTERY**

 **CAUTION**

Do not expose the old battery to fire or recharge it. Keep it at a place beyond the reach of children. If a child swallows it, consult a doctor immediately.

• **WATER RESISTANT**

Condition of use Indication on the dial/ case back	Accidental contact with water, such as splashes and rain	Swimming and taking a shower	Skin diving	Scuba diving
No indication	NO	NO	NO	NO
WATER RESISTANT	YES	NO	NO	NO
WATER RESISTANT (50 M/5 BAR)*	YES	YES	NO	NO
WATER RESISTANT (100 M/10 BAR or 10 BAR or above)*	YES	YES	YES	NO

* If your watch is 200 M/20 BAR, 100 M/10 BAR or 50 M/5 BAR water resistant, it is so indicated on the dial/case back.

- Do not operate the buttons when the watch is wet.
- If the watch is exposed to salt water, rinse it in fresh water and then wipe it thoroughly dry.

Caution:

Leather straps are not water resistant except so indicated, even if the watch head is water resistant.

• **ALLERGIC REACTION**

Because the case and band touch the skin directly, it is important to clean them regularly. If not, shirt sleeves may be stained and those with delicate skin may develop a rash. Please wear the watch with some play to avoid any possible allergic reaction. If you develop a rash on your wrist, stop wearing and consult a physician.

• **MAGNETISM**

Your watch will not be affected by magnetism generated by household electric appliances.

• **SHOCKS AND VIBRATIONS**

Your watch may be worn for normal sports activities, but be careful not to drop it or hit it on hard surfaces.

• **TEMPERATURE**

Your watch is preadjusted so that constant accuracy may be insured at normal temperature.

■ **SERVICE**

When your LORUS watch requires repair or servicing, please see the enclosed WARRANTY/GUARANTEE.